

## Instructions for use

Insulated jacket art. 3-1510-016  
Insulated jacket art. 3-1511-016  
Insulated bib-trousers art. 3-6510-016

### Intended use

Protective clothing, anti-electrostatic, protecting against liquid chemicals, consists of jackets, coats, trousers and bib-trousers indicated above. Clothing designed for use in explosive atmosphere where the static electricity may cause ignition and in case of splash, protects against liquid chemicals (Typ PB [6] – table 1). Clothing meets the essential requirements for personal protective equipment contained in the Regulation of the European Parliament and of the EU Council 2016/425 of 9 March 2016 on personal protective equipment and in the standards: EN ISO 13688:2013; EN 1149-5:2018, EN 13034:2005+A1:2009.

### Use

Clothing should be used only in set: jacket with bib-trousers indicated above or others meeting the same standards. Clothing should always be buttoned during use. For proper protection against static electricity, the user should be properly grounded. The electrical resistance between the human skin and the ground should be less than 108Ω, e.g. by wearing appropriate footwear on distracting or conductive floors. Clothing should not be unzipped and / or removed in flammable or explosive atmospheres and when handling flammable or explosive substances. Clothing is intended to be worn in Zones 1, 2, 20, 21 and 22 in which the minimum ignition energy of each explosive atmosphere is not less than 0.016 mJ. Clothing should not be used in oxygen enriched atmospheres and Zones without the prior approval of the safety engineer. Clothing during normal use (including bending) should completely cover all materials that do not meet the requirements of EN 1149-5:2018. When using clothing, acid or alkaline sprayed areas should be immediately flushed with a water. For proper protection, it is recommended to use additional personal protective equipment, e.g. protective gloves, eye and face protection equipment.

### Storage and transport

The clothing should be transport in original packaging (plastic bags), protecting against dirt, mechanical damage and getting wet. Store the clothing in a dry and well-ventilated place, away from heat sources. Do not store the clothing when it is dirty.

### Repair

Each time before use, an employee intending to use clothing should inspect the clothing for damage. Clothing can only be repaired by the manufacturer or specialized facilities. Damaged items of clothing (pleats, flaps, front parts or sleeves) should be replaced. Fabrics and threads as well as missing fasteners (buttons, adhesive tapes) used for repairs should be original, supplied by the clothing manufacturer. Clothing after repair should keep its original shapes and dimensions. ATTENTION: A faulty repair can result in the loss of protective properties of clothing.

### Additional information

- The properties of clothing, resulting from the requirements of EN 1149-5:2018 (EN 1149-3 method), confirmed after 50 maintenance cycles.
- The effectiveness of the protection provided by clothing can be affected by: wear, damage, washing and possible contamination.
- Partial body protection Type PB [6] - clothing has not been tested according to the complete clothing test (item 5.2 EN 13034:2005 +A1: 2009).
- In order to maintain protection against liquid chemicals, it is recommended to re-apply the finish after each maintenance cycle using impregnation agents, ie: Kreussler Hydrob-FC; BurnusHyChem Hydro-Stop; EcoLab Saprit Protect Plus. If a different agent is needed, prior contact with the clothing manufacturer is required.
- The personal protection equipment after use is a waste, which the user should properly classify and then transfer for disposal in accordance with applicable law.
- No allergenic substances have been found in the materials used to manufacture the clothing; however, if any allergic reactions are noticed, especially in the case of sensitive individuals, such a person should leave the working zone, take off the garment and consult a doctor.
- It is advisable to keep this manual for further reference.

EU Type Examination Certificate No. **06/2020/PPE/1435** issued by notified body no. **Nr 1435 – Sieć Badawcza Łukasiewicz - Instytut Włókiennictwa**, ul. Brzezińska 5/15, 91-103 Łódź.

EU Declaration of Conformity at: [www.kegel.pl/ce](http://www.kegel.pl/ce)

Composition: Fabric: Polyester 65%, Cotton 34%, Antistatic fiber 1% + Lining and insulation: Polyester 100%




 <b>EN 13034:2005+A1:2009 Typ PB [6]</b>	 <b>EN 1149-5:2018</b>	<b>CE</b> <b>1435</b>	
Protection against accidental, small splashing of chemicals with low volume pressure, against which a complete liquid penetration barrier (at the molecular level) is not required. Type PB [6] - partial body protection	<b>Protection against static electricity</b>	Clothing meets the essential requirements for personal protective equipment, contained in the Regulation (UE) 2016/425. The PPE is subject to the conformity assessment procedure to type based on internal production control plus supervised product check at random intervals (Module C2) under surveillance of notify body no. 1435.	Before using, read the contents of this instructions for use.

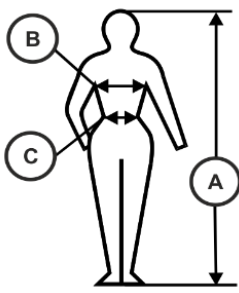
Table 1

Usage requirements	Test results	Usage requirements	Test results
<b>Abrasion resistance</b>	Class 6	<b>Tear resistance</b>	Class 3
<b>Tensile strength</b>	Class 5	<b>Puncture resistance</b>	Class 3
<b>Repellency to liquids:</b>		<b>Resistance to penetration by liquids:</b>	
H <sub>2</sub> SO <sub>4</sub> 30 %	Class 3	H <sub>2</sub> SO <sub>4</sub> 30 %	Class 3
NaOH 10%	Class 3	NaOH 10%	Class 3
o-ksylen	Class 3	o-ksylen	Class 2
butan-1-ol (undiluted)	Class 2	butan-1-ol (undiluted)	Class 3

### Body dimensions to the size of protective clothing






In order to properly choose the size of clothing, use the information in the size table. Body measurements should be made at the places marked in the figure below.

### Size table (dimensions are given in centimeters)

	Size	Height (A)	Chest size (B)	Waist size (C)
	S	164-170	84-92	76-84
M	170-176	92-100	84- 92	
L	176-182	100-108	92-104	
XL	182-188	108-116	104-116	
XXL	188-194	116-124	116-128	
XXXL	188-194	124-132	128-136	

### Maintenance

Do not wash clothing with other clothing. Use the following maintenance procedures:

				
Maximum washing temp. 40°C – mild process	Do not bleach	Tumble drying possible – lower temperature. Max. exhaust temp. 60°C	Iron at max. sole-plate temperature of 110°C	Professional dry cleaning in tetrachloroethene and all solvent listed for the symbol F, normal process

EU Type Examination Certificate No. **06/2020/PPE/1435** issued by notified body no. **Nr 1435 – Sieć Badawcza Łukasiewicz - Instytut Włókiennictwa**, ul. Brzezińska 5/15, 91-103 Łódź.

EU Declaration of Conformity at: [www.kegel.pl/ce](http://www.kegel.pl/ce)

Composition: Fabric: Polyester 65%, Cotton 34%, Antistatic fiber 1% + Lining and insulation: Polyester 100%