





Instructions for use: Jacket art. 2-3140-071 / Trousers art. 2-5140-071 / Bib-trousers art. 2-6140-071

Intended use

Protective clothing, flame retardant, for welders, protecting against hot factors, intended for welding work using manual welding techniques with small amounts of splashes and drops (table 1) The clothes have been qualified to the 1st class according to EN ISO 11611:2015. Clothing. It protects the employee against short-term contact with flame, convective and radiation heat, molten iron splashes and contact heat. Clothing meets the essential requirements for personal protective equipment contained in the Regulation of the European Parliament and of the EU Council 2016/425 of 9 March 2016 on personal protective equipment and in the standards: EN ISO 13688:2013; EN ISO 11611:2015; EN ISO 11612:2015.

| | | | |
|---|---|---|---|
|  <p>EN ISO 11612:2015 A1+A2 B1 C1 E2 F1</p> |  <p>EN ISO 11611:2015 Class 1, A1+A2</p> |  |  |
| <p>Protection against heat and flame Resistance to: A1+A2 – limited flame spread – surface and edge ignition B1 – convective heat C1 – radiant heat E2 – iron splash F1 – contact heat</p> | <p>Protection during welding Class 1 – protection against less hazardous welding techniques and situations, causing lower level of spatter and radiant heat A1+A2 – limited flame spread – surface and edge ignition</p> | <p>Clothing meets the essential requirements for personal protective equipment, contained in the Regulation of the European Parliament and of the Council of the European Union 2016/425 dated 9 March 2016</p> | <p>Before using, read the contents of this instructions for use.</p> |

Use

Clothing should be used in a set e.g. a jacket with trousers or bib-trousers to protect the user's body as much as possible. Clothing should always be buttoned during use. The effectiveness of the protection provided by clothing can be affected by: wear, damage, washing and possible contamination. For proper protection, it is recommended to use additional personal protective equipment, e.g. protective gloves, eye and face protection equipment, hoods, providing protection against hazards occurring during welding. The level of flame protection will be less if clothes are contaminated with flammable substances. The increase in oxygen content in the air will reduce the considerable protective properties of the garment against the effects of flame. Electrical insulation provided by clothing will be less when clothing is wet, soiled or soaked in sweat. In the event of accidental splashing of clothing with chemicals or flammable liquids, the user should immediately withdraw from the workplace and carefully remove clothing so that no part of the user's skin comes into contact with the chemicals. In the event of molten iron splashes, the user should immediately leave the workplace and remove clothing products, if clothing is worn close to the skin, it may not eliminate the total risk of burns. Protective clothing is only intended to protect against short-term inadvertent contact with active parts of the arc welding circuit and additional layers of electrical insulation will be required when there is an increased risk of electric shock. Clothing is designed to provide only protection against short-term accidental contact with electrical wires with a voltage of approximately 100 V DC.

Storage and transport

The clothing should be transported in original packaging (plastic bags), protecting against dirt, mechanical damage and getting wet. Store the clothing in a dry and well-ventilated place, away from heat sources. Do not store the clothing when it is dirty.

Repair

Each time before use, an employee intending to use clothing should inspect the clothing for damage. Clothing can only be repaired by the manufacturer or specialized facilities. Damaged items of clothing (pleats, flaps, front parts or sleeves) should be replaced. Fabrics and threads as well as missing fasteners (buttons, adhesive tapes) used for repairs should be original, supplied by the clothing manufacturer. Clothing after repair should keep its original shapes and dimensions. ATTENTION: A faulty repair can result in the loss of protective properties of clothing.

Additional information:

- The properties of clothing, resulting from the requirements of the declared standards, confirmed after min. 5 maintenance cycles.
- The personal protection equipment after use is a waste, which the user should properly classify and then transfer for disposal in accordance with applicable law.
- No allergenic substances have been found in the materials used to manufacture the clothing; however, if any allergic reactions are noticed, especially in the case of sensitive individuals, such a person should leave the working zone, take off the garment and consult a doctor.
- It is advisable to keep this manual for further reference.

EU Type Examination Certificate no. **108/2023/PPE/1439/B** issued by notified body no. **1439 – Sieć Badawcza Łukasiewicz – Łódzki Instytut Technologiczny**, ul. Marii Skłodowskiej-Curie 19/27, 90-570 Łódź.

EU Declaration of Conformity at: www.kegel.pl/ce

Composition: Fabric: 75% Cotton / 25% Polyester

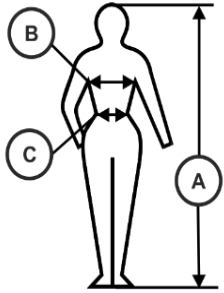
Table 1

| Selection criteria for clothing for use in welding or allied processes (reference points) | |
|---|---|
| Selection criteria relating to the process | Selection criteria relating to the environmental conditions |
| Manual welding techniques with light formation of spatters and drops, e.g.: <ul style="list-style-type: none"> - gas welding; - TIG welding; - MIG welding (with low current); - Micro plasma welding; - brazing; - spot welding; - MMA welding (with rutile-covered electrode). | Operation of machines, e.g.: <ul style="list-style-type: none"> - oxygen cutting machines; - plasma cutting machines; - resistance welding machines; - machines for thermal spraying; - bench welding. |

Body dimensions to the size of protective clothing






In order to properly choose the size of clothing, use the information in the size table. Body measurements should be made at the places marked in the figure below.

Size table (dimensions are given in centimeters)

| | Size | Height (A) | Chest size (B) | Waist size (C) |
|--|-------------|-------------------|-----------------------|-----------------------|
|  | 46 | 164-170 | 88-92 | 80-84 |
| | 48 | 170-176 | 92-96 | 84-88 |
| | 50 | 170-176 | 96-100 | 88-92 |
| | 52 | 176-182 | 100-104 | 92-96 |
| | 54 | 176-182 | 104-108 | 96-104 |
| | 56 | 182-188 | 108-112 | 104-108 |
| | 58 | 182-188 | 112-116 | 108-116 |
| | 60 | 188-194 | 116-120 | 116-120 |
| | 62 | 188-194 | 120-124 | 120-128 |

Maintenance

Do not wash clothing with other clothing. Use the following maintenance procedures:

| | | | | |
|---|--|---|---|--|
|  |  |  |  |  |
| Maximum washing temp. 60°C – normal process | Do not bleach | Tumble drying possible – lower temperature. Max. exhaust temp. 60°C | Iron at max. sole-plate temperature of 150°C | Professional dry cleaning in tetrachloroethene and all solvent listed for the symbol F, normal process |