

Instructions for use



Protective clothing, with high visibility consists of:

Jacket art. 2-3907-010
Jacket art. 2-3907-110

Trousers art. 2-5917-010
Trousers art. 2-5917-110

Bib-trousers art. 2-6907-010
Bib-trousers art. 2-6907-110

	Clothing meets the essential requirements for personal protective equipment, contained in the Regulation of the European Parliament and of the Council of the European Union 2016/425 dated 9 March 2016.		Before using, read the contents of this instructions for use.
--	---	---	---

 1 EN ISO 20471:2013/A1:2016 max 50 x	1 - next to the graphic symbol indicates the class of clothing visibility. Max 50 x under the graphic symbol means the maximum number of washes.	 2 EN ISO 20471:2013/A1:2016 max 50 x	2 - next to the graphic symbol indicates the class of clothing visibility. Max 50 x under the graphic symbol means the maximum number of washes.
--	--	---	--

Clothing models in relation to visibility classes according to EN ISO 20471:2013/A1:2016

Class 1: - Trousers art. 2-5917 - Bib-trousers art. 2-6907	Class 2: - Jacket art. 2-3907
---	---

Intended use

High-visibility clothing is intended to visually signal the presence of the user in order to ensure his visibility for vehicle operators or other mechanical devices, in all lighting conditions, both in daylight and in the dark when illuminated by vehicle headlights. Clothing meets the applicable essential requirements for personal protective equipment contained in the Regulation of the European Parliament and of the EU Council 2016/425 of 9 March 2016 on personal protective equipment and in the standards: EN ISO 13688:2013 and EN ISO 20471:2013/A1:2016.

Use

High visibility clothing should be worn on clothing adapted to the climatic conditions and activities performed. Clothing should be cleaned regularly as recommended by the manufacturer. Clothes should be checked after cleaning. Each time before use, an employee intending to use clothing should inspect the clothing for damage. If the product inspection reveals that the clothing is not complete or damaged, it must be repaired. Damaged clothing can only be repaired by a service provided by specialized facilities or by trained persons. Damaged items of clothing (e.g. tapes) should be replaced. Fabrics and threads as well as missing fasteners (adhesive tapes) used for repairs should be original and supplied by the clothing manufacturer. Clothing after repair should keep its original shapes and dimensions. ATTENTION: A faulty repair can result in the loss of protective properties of clothing. In the event of damage excluding the replacement of elements with new ones, clothing should be immediately removed from use. Do not allow heavy dirt during use.

Storage and transport

The clothing should be transport in original packaging (plastic bags), protecting against dirt, mechanical damage and getting wet. Store the clothing in a dry and well-ventilated place, away from heat sources and light points. Do not store the clothing when it is dirty. It is recommended that quarterly review of stored clothes is carried out.

Additional information

- Properties of high visibility, confirmed after 50 maintenance cycles. The number of washes is not the only factor associated with the durability of clothing. The duration of use will depend on the conditions of use, storage conditions etc.
- The personal protection equipment after use is a waste, which the user should properly classify and then transfer for disposal in accordance with applicable law.
- No allergenic substances have been found in the materials used to manufacture the clothing; however, if any allergic reactions are noticed, especially in the case of sensitive individuals, such a person should leave the working zone, take off the garment and consult a doctor.
- It is advisable to keep this manual for further reference.

EU Declaration of Conformity at: www.kegel.pl/ce

EU Type Examination Certificate no. **159/2022/PPE/1439/B** issued by notified body no. **1439 – Sieć Badawcza Łukasiewicz – Łódzki Instytut Technologiczny**, ul. Marii Skłodowskiej-Curie 19/27, 90-570 Łódź.

Composition:

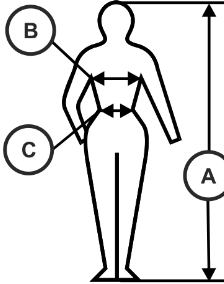
Garment with HV Yellow background material: Background material and contrast material: 65% Polyester+ 35% Cotton

Garment with HV orange-red or HV red background material: Background material 85% Polyester + 15% Cotton **and contrast material:** 65% Polyester+ 35% Cotton

Body dimensions to the size of protective clothing






In order to properly choose the size of clothing, use the information in the size table. Body measurements should be made at the places marked in the figure below.

Size table (dimensions are given in centimeters)

	Size		Height (A)	Chest size (B)	Waist size (C)
	002/S	46	164-170	88-92	80-84
	003/M	48	170-176	92-96	84-88
		50	170-176	96-100	88-92
	004/L	52	176-182	100-104	92-96
		54	176-182	104-108	96-104
	005/XL	56	182-188	108-112	104-108
		58	182-188	112-116	108-116
	006/XXL	60	188-194	116-120	116-120
		62	188-194	120-124	120-128

Maintenance

Do not wash clothing with other clothing. Use the following maintenance procedures:

				
Maximum washing temp. 60°C – normal process	Do not bleach	Tumble drying possible – lower temperature. Max. exhaust temp. 60°C	Iron at max. sole-plate temperature of 150°C	Professional dry cleaning in tetrachloroethene and all solvent listed for the symbol F, normal process