

Instructions for use

Jacket art. 2-3745-017 Jacket art. 2-3746-017 Jacket art. 2-3748-017 Apron art. 2-4746-017

Intended use

Protective, antistatic clothing consists of the items indicated above.. Clothing designed for use in explosive atmosphere where the static electricity may cause ignition. Clothing meets the essential requirements for personal protective equipment contained in the Regulation of the European Parliament and of the EU Council 2016/425 of 9 March 2016 on personal protective equipment and in the standards: EN ISO 13688:2013; EN ISO 13688:2013/A1:2021; EN 1149-5:2018.

Use

The clothing should be used as a set, i.e. the blouse or apron indicated above in combination with other clothing that meets the cited standards, in order to provide the greatest possible protection for the employee. Clothing should always be buttoned during use. For proper protection against static electricity, the user should be properly grounded. The electrical resistance between the human skin and the ground should be less than 108Ω, e.g. by wearing appropriate footwear on distracting or conductive floors. Clothing should not be unzipped and/or removed in flammable or explosive atmospheres and when handling flammable or explosive substances. Clothing is intended to be worn in Zones 1, 2, 20, 21 and 22 in which the minimum ignition energy of each explosive atmosphere is not less than 0.016 mJ. Clothing should not be used in oxygen enriched atmospheres and Zones without the prior approval of the safety engineer. Clothing during normal use (including bending) should completely cover all materials that do not meet the requirements of EN 1149-5:2018.

Repair

Each time before use, an employee intending to use clothing should inspect the clothing for damage. If the product inspection reveals that the clothing is damaged, it must be repaired. Clothing can only be repaired by the manufacturer or specialized facilities. Damaged items of clothing (pleats, flaps, front parts or sleeves) should be replaced. Fabrics and threads as well as missing fasteners (buttons, adhesive tapes) used for repairs should be original, supplied by the clothing manufacturer. Clothing after repair should keep its original shapes and dimensions. ATTENTION: A faulty repair can result in the loss of protective properties of clothing. In the event of damage including the replacement of elements with new ones, clothing should be immediately removed from use. Do not allow heavy dirt during use.

Storage and transport

The clothing should be transport in original packaging (plastic bags), protecting against dirt, mechanical damage and getting wet. Store the clothing in a dry and well-ventilated place, away from heat sources. Do not store the clothing when it is dirty.



Additional information

- The properties of clothing, resulting from the requirements of EN 1149-5:2018 (EN 1149-3 method), confirmed after min. 5 maintenance cycles.
- The effectiveness of the protection provided by clothing can be affected by: wear, damage, washing and possible contamination.
- Additional elements made of reflective tape do not serve to mark the user's visibility.
- The personal protection equipment after use is a waste, which the user should properly classify and then transfer for disposal in accordance with applicable law.
- No allergenic substances have been found in the materials used to manufacture the clothing; however, if any allergic reactions are noticed, especially in the case of sensitive individuals, such a person should leave the working zone, take off the garment and consult a doctor.
- It is advisable to keep this manual for further reference.

EU Type Examination Certificate issued by notified body no. 1439 – Sieć Badawcza Łukasiewicz – Łódzki Instytut Technologiczny, ul. Marii Skłodowskiej-Curie 19/27, 90-570 Łódź.






EU Declaration of Conformity at: www.kegel.pl/ce

Composition: Fabric: Polyester 65%, Cotton 34%, Antistatic fiber 1%

 EN 1149-5:2018		
Protection against static electricity	Clothing meets the essential requirements for personal protective equipment, contained in the Regulation of the European Parliament and of the Council of the European Union 2016/425 dated 9 March 2016.	Before using, read the contents of this instructions for use.

Maintenance

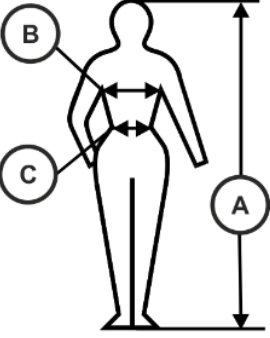
Do not wash clothing with other clothing. Use the following maintenance procedures:

				
Maximum washing temp. 60°C – normal process	Do not bleach	Tumble drying possible – lower temperature. Max. exhaust temp. 60°C	Iron at max. sole-plate temperature of 150°C	Professional dry cleaning in tetrachloroethene and all solvent listed for the symbol F, normal process

Body dimensions to the size of protective clothing

In order to properly choose the size, use the information in the size table. Body measurements should be made at the places marked in the figure below.

Size table (dimensions are given in centimeters)

	Size	Height (A)	Chest size (B)	Waist size (C)
	044	164-170	84-88	76-80
	046	164-170	88-92	80-84
	048	170-176	92-96	84-88
	050	170-176	96-100	88-92
	052	176-182	100-104	92-96
	054	176-182	104-108	96-104
	056	182-188	108-112	104-108
	058	182-188	112-116	108-116
	060	188-194	116-120	116-120
	062	188-194	120-124	120-128
	064	188-194	124-128	128-132