






Instructions for use

Protective clothing, anti-electrostatic, flame retardant, for welders, protecting against hot factors and liquid chemicals, consists of:

Jacket art. 2-3691-313

Trousers art. 2-5691-313

Bib-trousers art. 2-6691-313

 EN 1149-5:2018	 EN ISO 11612:2015 A1+A2 B1 C1 E2 F1	 EN ISO 11611:2015 Class 1, A1+A2	 EN 13034:2005+A1:2009 Typ PB[6]	CE 1439	
Protection against static electricity	Protection against heat and flame Resistance to: A1+A2 - limited flame spread - surface and edge ignition B1 - convective heat C1 - radiant heat E2 - iron splash F1 - contact heat	Protection during welding Class 1 - protection against less hazardous welding techniques and situations, causing lower level of spatter and radiant heat A1+A2 - limited flame spread - surface and edge ignition	Protection against accidental, small splashing of chemicals with low volume pressure, against which a complete liquid penetration barrier (at the molecular level) is not required. Type PB [6] - partial body protection	Clothing meets the essential requirements for personal protective equipment, contained in the Regulation of the European Parliament and of the Council of the European Union 2016/425 dated 9 March 2016. The PPE is subject to the conformity assessment procedure to type based on internal production control plus supervised product check at random intervals (Module C2) under surveillance of notify body no. 1439.	Before using, read the contents of this instructions for use.

Intended use

The clothes have been qualified to the 1st class according to EN ISO 11611:2015. Clothing intended for welding work using manual welding techniques with small amounts of splashes and drops (table 1). It protects the employee against static electricity that may cause ignition in explosive atmosphere, short-term contact with flame, convective and radiation heat, molten iron splashes and contact heat. In case of splash, protects against liquid chemicals (Typ PB [6] - table 2). Clothing meets the essential requirements for personal protective equipment contained in the Regulation of the European Parliament and of the Council 2016/425 of 9 March 2016 on personal protective equipment and in the standards: EN ISO 13688:2013; EN 1149-5:2018; EN ISO 11611:2015; EN ISO 11612:2015; EN 13034:2005+A1:2009

Use

Clothing should be used in a set e.g. a jacket or apron with trousers or bib-trousers to protect the user's body as much as possible. Clothing should always be buttoned during use. For proper protection against static electricity, the user should be properly grounded. The electrical resistance between the human skin and the ground should be less than 108Ω, e.g. by wearing appropriate footwear on distracting or conductive floors. Clothing should not be unzipped and / or removed in flammable or explosive atmospheres and when handling flammable or explosive substances. Clothing is intended to be worn in Zones 1, 2, 20, 21 and 22 in which the minimum ignition energy of each explosive atmosphere is not less than 0.016 mJ. Clothing should not be used in oxygen enriched atmospheres and Zones without the prior approval of the safety engineer. Clothing during normal use (including bending) should completely cover all materials that do not meet the requirements of EN 1149-5:2018. When using clothing, acid or alkaline sprayed areas should be immediately flushed with a water. The effectiveness of the protection provided by clothing can be affected by: wear, damage, washing and possible contamination. For proper protection, it is recommended to use additional personal protective equipment, e.g. protective gloves, eye and face protection equipment, hoods, providing protection against hazards occurring during welding. The level of flame protection will be less if clothes are contaminated with flammable substances. The increase in oxygen content in the air will reduce the considerable protective properties of the garment against the effects of flame. Electrical insulation provided by clothing will be less when clothing is wet, soiled or soaked in sweat. In the event of accidental splashing of clothing with chemicals or flammable liquids, the user should immediately withdraw from the workplace and carefully remove clothing so that no part of the user's skin comes into contact with the chemicals. In the event of molten iron splashes, the user should immediately leave the workplace and remove clothing products, if clothing is worn close to the skin, it may not eliminate the total risk of burns. Protective clothing is only intended to protect against short-term inadvertent contact with active parts of the arc welding circuit and additional layers of electrical insulation will be required when there is an increased risk of electric shock. Clothing is designed to provide only protection against short-term accidental contact with electrical wires with a voltage of approximately 100 V DC.

Storage and transport

The clothing should be transport in original packaging (plastic bags), protecting against dirt, mechanical damage and getting wet. Store the clothing in a dry and well-ventilated place, away from heat sources. Do not store the clothing when it is dirty.

Repair

Each time before use, an employee intending to use clothing should inspect the clothing for damage. Clothing can only be repaired by the manufacturer or specialized facilities. Damaged items of clothing (pleats, flaps, front parts or sleeves) should be replaced. Fabrics and threads as well as missing fasteners (buttons, adhesive tapes) used for repairs should be original, supplied by the clothing manufacturer. Clothing after repair should keep its original shapes and dimensions. ATTENTION: A faulty repair can result in the loss of protective properties of clothing.

Warnings:

- Flame spread was tested with EN ISO 15025 standard after 100 maintenance cycles. Rest of the properties of clothing, resulting from the requirements of the declared standards, has been confirmed after 5 maintenance cycles.
- Partial body protection Type PB [6] - clothing has not been tested according to the complete clothing test (item 5.2 EN 13034:2005 +A1: 2009).
- In order to maintain protection against liquid chemicals, it is recommended to re-apply the finish after each maintenance cycle using impregnation agents, ie: Kreussler Hydrob-FC; BurnusHyChem Hydro-Stop; EcoLab Saprit Protect Plus. If a different agent is needed, prior contact with the clothing manufacturer is required.
- The personal protection equipment after use is a waste, which the user should properly classify and then transfer for disposal in accordance with applicable law.
- No allergenic substances have been found in the materials used to manufacture the clothing; however, if any allergic reactions are noticed, especially in the case of sensitive individuals, such a person should leave the working zone, take off the garment and consult a doctor.
- It is advisable to keep this manual for further reference.

EU Type Examination Certificate No. **134/2022/PPE/1439/B** issued by notified body no. **1439** - Sieć Badawcza Łukasiewicz - Łódźki Instytut Technologiczny, ul. M. Skłodowskiej-Curie 19/27, 90-570 Łódź.

EU Declaration of Conformity at: www.kegel.pl/ce

Composition: Fabric: Cotton 80%, Polyester 19%, Antistatic fiber 1%

Table 1

Selection criteria for clothing for use in welding or allied processes (reference points)

Selection criteria relating to the process	Selection criteria relating to the environmental conditions
Manual welding techniques with light formation of spatters and drops, e.g.: <ul style="list-style-type: none"> - gas welding; - TIG welding; - MIG welding (with low current); - Micro plasma welding; - brazing; - spot welding; - MMA welding (with rutile-covered electrode). 	Operation of machines, e.g.: <ul style="list-style-type: none"> - oxygen cutting machines; - plasma cutting machines; - resistance welding machines; - machines for thermal spraying; - bench welding.

Table 2

Usage requirements	Test results
Abrasion resistance	Class 4
Tear resistance	Class 2
Tensile strength	Class 4
Puncture resistance	Class 2
Repellency to liquids:	
H ₂ SO ₄ 30 %	Class 3
NaOH 10%	Class 3
o-ksylen	Class 3
butan-1-ol (undiluted)	Class 3
Resistance to penetration by liquids:	
H ₂ SO ₄ 30 %	Class 3
NaOH 10%	Class 3
o-ksylen	Class 2
butan-1-ol (undiluted)	Class 3

Body dimensions to the size of protective clothing






In order to properly choose the size, use the information in the size table. Body measurements should be made at the places marked in the figure below.

Size table (dimensions are given in centimeters)

Size	Height (A)	Chest size (B)	Waist size (C)
044	164-170	84-88	76-80
046	164-170	88-92	80-84
048	170-176	92-96	84-88
050	170-176	96-100	88-92
052	176-182	100-104	92-96
054	176-182	104-108	96-104
056	182-188	108-112	104-108
058	182-188	112-116	108-116
060	188-194	116-120	116-120
062	188-194	120-124	120-128
064	188-194	124-128	128-132

Maintenance

Do not wash clothing with other clothing. Use the following maintenance procedures:

				
Maximum washing temp. 60°C - normal process	Do not bleach	Tumble drying possible - lower temperature. Max. exhaust temp. 60°C	Iron at max. sole-plate temperature of 150°C	Professional dry cleaning in tetrachloro-ethene and all solvent listed for the symbol F, normal process