




Instructions for use

Jacket art. 2-3142-314; Trousers art. 2-5152-314; Bib-trousers art. 2-6142-314

Intended use

Protective clothing, flame retardant, for welders, protecting against hot factors intended for welding work using manual welding techniques with heavy formation of spatters and drops (table 1), qualified to the 2nd class according to EN ISO 11611:2015. Clothing protects the employee from short-term contact with flame, convective and radiation heat, molten iron splashes and contact heat. Clothing meets the essential requirements for personal protective equipment contained in the Regulation of the European Parliament and of the EU Council 2016/425 of 9 March 2016 on personal protective equipment and in the standards: EN ISO 13688:2013; EN ISO 11611:2015; EN ISO 11612:2015.

 EN ISO 11612:2015 A1+A2 B1 C1 E3 F1	 EN ISO 11611:2015 Class 2, A1+A2		
Protection against heat and flame A1+A2 – limited flame spread – surface and edge ignition B1 – convective heat C1 – radiant heat E3 – molten iron splash F1 – contact heat	Protection during welding Class 2 – protection against less hazardous welding techniques and situations, causing higher level of spatter and radiant heat A1+A2 – limited flame spread – surface and edge ignition	Clothing meets the essential requirements for personal protective equipment, contained in the Regulation of the European Parliament and of the Council of the European Union 2016/425 dated 9 March 2016.	Before using, read the contents of this instructions for use.

Use

Clothing should be used in a set e.g. a jacket with trousers or bib-trousers to protect the user's body as much as possible. Clothing should always be buttoned during use. The effectiveness of the protection provided by clothing can be affected by: wear, damage, washing and possible contamination. For proper protection, it is recommended to use additional personal protective equipment, e.g. protective gloves, eye and face protection equipment, hoods, providing protection against hazards occurring during welding. The level of flame protection will be less if clothes are contaminated with flammable substances. The increase in oxygen content in the air will reduce the considerable protective properties of the garment against the effects of flame. Electrical insulation provided by clothing will be less when clothing is wet, soiled or soaked in sweat. In the event of accidental splashing of clothing with chemicals or flammable liquids, the user should immediately withdraw from the workplace and carefully remove clothing so that no part of the user's skin comes into contact with the chemicals. In the event of molten metal splashes, the user should immediately leave the workplace and remove clothing products, if clothing is worn close to the skin, it may not eliminate the total risk of burns. Protective clothing is only intended to protect against short-term inadvertent contact with active parts of the arc welding circuit and additional layers of electrical insulation will be required when there is an increased risk of electric shock. Clothing is designed to provide only protection against short-term accidental contact with electrical wires with a voltage of approximately 100 V DC.

Storage and transport

The clothing should be transported in original packaging (plastic bags), protecting against dirt, mechanical damage and getting wet. Store the clothing in a dry and well-ventilated place, away from heat sources. Do not store the clothing when it is dirty.

Repair

Each time before use, an employee intending to use clothing should inspect the clothing for damage. Clothing can only be repaired by the manufacturer or specialized facilities. Damaged items of clothing (pleats, flaps, front parts or sleeves) should be replaced. Fabrics and threads as well as missing fasteners

(buttons, adhesive tapes) used for repairs should be original, supplied by the clothing manufacturer. Clothing after repair should keep its original shapes and dimensions. ATTENTION: A faulty repair can result in the loss of protective properties of clothing.

Additional information:

- The properties of clothing, resulting from the requirements of the declared standards, has been confirmed after min. 5 maintenance cycles.
- The personal protection equipment after use is a waste, which the user should properly classify and then transfer for disposal in accordance with applicable law.
- No allergenic substances have been found in the materials used to manufacture the clothing; however, if any allergic reactions are noticed, especially in the case of sensitive individuals, such a person should leave the working zone, take off the garment and consult a doctor.
- It is advisable to keep this manual for further reference.

EU Type Examination Certificate No. **13/2022/PPE/1439/B** issued by notified body no. **1439 – Sieć Badawcza Łukasiewiczza - Łódzki Instytut Technologiczny**, ul. Marii Skłodowskiej-Curie 19/27, 90-570 Łódź.

EU Declaration of Conformity at: www.kegel.pl/ce

Composition: Fabric: Cotton 100%

Table 1

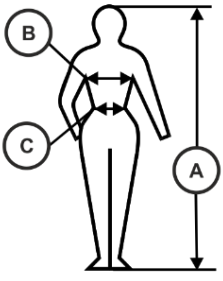
Selection criteria for clothing for use in welding or allied processes (reference points)

Selection criteria relating to the process	Selection criteria relating to the process
Manual welding techniques with heavy formation of spatters and drops, e.g.: <ul style="list-style-type: none"> - MMA welding (with basic or cellulose-covered electrode); - MAG welding (with CO₂ or mixed gases); - MIG welding (with high current); - self-shielded flux cored arc welding; - plasma cutting; - gouging; - oxygen cutting; thermal spraying.	Operation of machines, e.g.: <ul style="list-style-type: none"> - in confined spaces; - at overhead welding/cutting or in comparable constrained positions.

Body dimensions to the size of protective clothing






In order to properly choose the size of clothing, use the information in the size table. Body measurements should be made at the places marked in the figure below.

Size table (dimensions are given in centimeters)

	Size	Height (A)	Chest size (B)	Waist size (C)
	46	164-170	88-92	80-84
	48	170-176	92-96	84-88
	50	170-176	96-100	88-92
	52	176-182	100-104	92-96
	54	176-182	104-108	96-104
	56	182-188	108-112	104-108
	58	182-188	112-116	108-116
	60	188-194	116-120	116-120
	62	188-194	120-124	120-128

Maintenance

Do not wash clothing with other clothing. Use the following maintenance procedures:

				
Maximum washing temp. 60°C – normal process	Do not bleach	Tumble drying possible – low temperature	Iron at max. sole-plate temperature of 150°C	Professional dry cleaning in tertachloroethene and all solvent listed for the symbol F, normal process