



Instructions for use

Protective clothing, with high visibility consists of:




<i>Jacket art. 2-300V</i>	<i>Lady's jacket art. 2-318V</i>	<i>Bib-trousers art. 2-600V</i>	<i>Softshell jacket art. 2-114V</i>
<i>Lady's jacket art. 2-301V</i>	<i>Lady's jacket art. 2-319V</i>	<i>Knitted jacket art. 2-131A</i>	<i>Lady's softshell jacket art. 2-111V</i>
<i>Jacket art. 2-316V</i>	<i>Trousers art. 2-500V</i>	<i>Softshell jacket art. 2-109V</i>	<i>Lady's softshell vest art. 2-202V</i>
<i>Jacket art. 2-317V</i>	<i>Lady's trousers art. 2-501V</i>	<i>Softshell jacket art. 2-110V</i>	<i>Softshell vest art. 2-203V</i>

Intended use

High-visibility clothing is intended to visually signal the presence of the user in order to ensure his visibility for vehicle operators or other mechanical devices, in all lighting conditions, both in daylight and in the dark when illuminated by vehicle headlights. Clothing meets the applicable essential requirements for personal protective equipment contained in the Regulation of the European Parliament and of the EU Council 2016/425 of 9 March 2016 on personal protective equipment and in the standards: EN ISO 13688:2013, EN ISO 13688:2013/A1:2021, EN ISO 20471:2013/A1:2016.

	Clothing meets the essential requirements for personal protective equipment, contained in the Regulation of the European Parliament and of the Council of the European Union 2016/425 dated 9 March 2016.		Before using, read the contents of this instructions for use.
--	---	---	---

EN ISO 20471:2013/A1:2016 - High visibility clothing - Test methods and requirements

 1	1 - next to the graphic symbol indicates the class of clothing visibility. Max 50 x under the graphic symbol means the maximum number of washes.	 2	2 - next to the graphic symbol indicates the class of clothing visibility. Max 50 x under the graphic symbol means the maximum number of washes.	 3	3 - next to the graphic symbol indicates the class of clothing visibility. Max 50 x under the graphic symbol means the maximum number of washes.
--	--	---	--	---	--

Clothing models in relation to visibility classes according to EN ISO 20471:2013/A1:2016

Class 1:	Class 2:	Class 3:
<ul style="list-style-type: none"> • 2-111V • 2-202V • 2-203V • 2-300V • 2-301V • 2-500V • 2-501V • 2-600V 	<ul style="list-style-type: none"> • 2-109V • 2-110V • 2-114V • 2-131A • 2-316V • 2-317V • 2-318V • 2-319V 	<ul style="list-style-type: none"> • 2-111V + 2-501V • 2-203V + 2-500V • 2-203V + 2-600V • 2-202V + 2-501V • 2-300V + 2-500V • 2-300V + 2-600V • 2-301V + 2-501V

Use






High visibility clothing should be worn on clothing adapted to the climatic conditions and activities performed. Clothing should be cleaned regularly as recommended by the manufacturer. Clothes should be checked after cleaning.

Repair

Each time before use, an employee intending to use clothing should inspect the clothing for damage. If the product inspection reveals that the clothing is not complete or damaged, it must be repaired. Damaged clothing can only be repaired by a service provided by specialized facilities or by trained persons. Damaged items of clothing (e.g. tapes) should be replaced. Fabrics and threads as well as missing fasteners (adhesive tapes) used for repairs should be original and supplied by the clothing manufacturer. Clothing after repair should keep its original shapes and dimensions. ATTENTION: A faulty repair can result in the loss of protective properties of clothing.

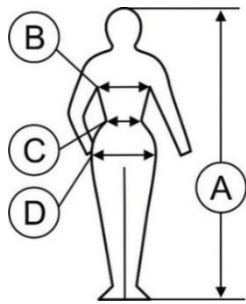
Maintenance

Do not wash clothing with other clothing. Use the following maintenance procedures:

				
Maximum washing temp. 60°C - normal process	Do not bleach	Tumble drying possible - lower temperature. Max. exhaust temp. 60°C	Iron at max. sole-plate temperature of 150°C	Professional dry cleaning in tertachloroethene and all solvent listed for the symbol F, normal process

Body dimensions to the size of protective clothing

In order to properly choose the size of clothing, use the information in the size table. Body measurements should be made at the places marked in the figure below (dimensions are given in centimeters).

Sizes						Sizes for lady's clothing				
Size	Height (A)	Chest circumference (B)	Waist circumference (C)			Size	Height (A)	Chest circumference (B)	Waist circumference (C)	Hip circumference (D)
002/S	46	164-170	88-92	80-84		34	158-164	76-80	60-64	88-92
003/M	48	170-176	92-96	84-88		36	158-164	80-84	64-68	88-92
	50	170-176	96-100	88-92		38	158-164	84-88	68-72	92-96
004/L	52	176-182	100-104	92-96		40	164-170	88-92	72-76	96-100
	54	176-182	104-108	96-104		42	164-170	92-96	76-80	100-104
005/XL	56	182-188	108-112	104-108		44	170-176	96-100	80-84	104-108
	58	182-188	112-116	108-116		46	170-176	100-104	84-88	108-112
006/XXL	60	188-194	116-120	116-120		48	170-176	104-112	88-92	112-116
	62	188-194	120-124	120-128		50	176-182	112-116	92-100	116-120
						52	176-182	116-124	100-108	120-128

Storage and transport

The clothing should be transport in original packaging (plastic bags), protecting against dirt, mechanical damage and getting wet. Store the clothing in a dry and well-ventilated place, away from heat sources and light points. Do not store the clothing when it is dirty. It is recommended that quarterly review of stored clothes is carried out.

Additional information:

- Clothing properties resulting from the declared standards confirmed after min. 5 maintenance cycles. The specific number of washes is not the only factor related to the possible service life of clothing. The duration of use also depends on the method of use, storage conditions, etc.
- The personal protection equipment after use is a waste, which the user should properly classify and then transfer for disposal in accordance with applicable law.
- No allergenic substances have been found in the materials used to manufacture the clothing; however, if any allergic reactions are noticed, especially in the case of sensitive individuals, such a person should leave the working zone, take off the garment and consult a doctor.
- It is advisable to keep this manual for further reference.

EU Declaration of Conformity at: www.kegel.pl/ce

EU Type Examination Certificate issued by notified body no. **nr 1439 – Sieć Badawcza Łukasiewicza - Łódzki Instytut Technologiczny**, ul. Marii Skłodowskiej-Curie 19/27, 90-570 Łódź.

Clothing model	2-300V, 2-301V, 2-316V, 2-317V, 2-318V, 2-319V, 2-500V, 2-501V, 2-600V			2-131A	2-109V, 2-110V, 2-111V, 2-114V, 2-202V, 2-203V	
Material composition	-010- 65% Polyester / 35% Cotton	-049- 65% Polyester / 35% Cotton	-091- 85% Polyester / 15% Cotton	-435- 100% Polyester	-334- 86% Polyester / 12% Polyurethane / 2% Elastane	-369- 88% Polyester Infinity® / 12% Polyester
Background material in high visibility (HV) colors	X		X	X	X	X
Material in contrasting colors	X	X		X	X	X